



Micro24™ Hose & Tube System

THE COMPACT HOSE & TUBE SYSTEM

*IDEAL FOR HOSING APPLICATIONS
IN SMALLER AND PROGRESSIVE DIES
WHERE SPACE IS LIMITED.*



HYSON
METAL FORMING SOLUTIONS™

IDEAL FOR HOSING APPLICATIONS IN SMALLER AND PROGRESSIVE DIES WHERE SPACE IS LIMITED.

Table of Contents	Page
Introduction.....	1
Safety Guidelines.....	2
Optional Accessories	2
Control Panels	3
Hose System	4
Tube System	5
Adapters & Connectors	6
Installation Guidelines.....	8
Installation Example	9



General Information

Hyson, headquartered in Brecksville, Ohio, is a world class engineering and manufacturing company that provides high-quality, safety-engineered force control solutions for a wide range of applications and industries, including automotive, aerospace, appliance, medical and HVAC. Hyson partners with our customers to understand applications and provide the best solutions for each one. We are a full service force control provider for critical machine, vehicle and precision metal processing applications, meaning we can supply dependent upon each customer’s needs, including: gas springs, cam systems, cushions, manifolds to knockout systems.

Our success lies with our commitment to continually improve ourselves, our processes and our products to ensure we meet or exceed our customers’ expectations. Our ISO-9001, AS-9000 and PED certifications attest to our ongoing commitment to the highest standards of quality.

Introduction

Connecting nitrogen gas springs via hose or tube offers the distinct advantage of being able to monitor and adjust pressure as well as charge and discharge the springs from outside the die. Hyson features five separate systems for connecting gas springs including DualSeal 24™, Micro24™, O-Ring Face Seal, EZ Hose (CNOMO) and JIC.

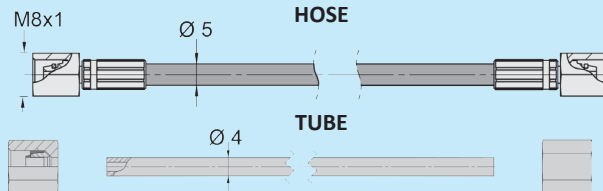
DualSeal 24™ Hose System – The Preferred Hose System



- Incorporates a dual seal design which utilizes both metal to metal & o-ring sealing, this is ideal for high vibration applications
- Featuring 5mm hose ID offering a high flow rate between springs and external tanks as well as quick charge and drain times
- The 11mm OD hose offers a minimum bend radius of 40mm and minimum hose length of 120mm
- Compatible for hosing springs with G 1/8, 7/16-20 & M6 ports
- Double leak-proof joints and rotational protection

FEATURED IN THIS CATALOG....

Micro24™ – Compact Hose & Tube System



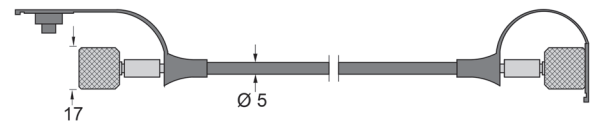
- Featuring a dual seal design which utilizes both metal to metal & o-ring sealing, this is ideal for high vibration applications
- Offers hard tubing options as short as 75mm as well as the smallest hose bend radius of 20mm which allows springs to be connected with minimum center to center distances
- 2mm hose & tube ID limits the speed of charge and drain times
- Compatible for hosing springs with G 1/8, 7/16-20 & M6 ports

O-Ring Face Seal – Traditional High Vibration Hose System



- Used for high vibration applications
- Featuring 6.25mm hose ID offering the highest flow rate between springs & external tanks as well as the fastest charge and drain times
- The large diameter 13mm OD hose requires additional accommodation to account for a minimum bend radius of 51mm and minimum hose length of 152mm
- Compatible for hosing springs with G 1/8 or 7/16-20 ports only
- This system is recommended when high gas flow is required, such as with the CS2 Series of controllable gas springs

EZ – CNOMO Hand Connection Hose System



- Offers hand tightened connections which facilitates easy connection of the hose system with no tool required
- 2mm hose ID limits the speed of charge and drain times
- The 5mm OD hose offers a minimum bend radius of 20mm and minimum hose length of 75mm
- Compatible for hosing springs with G 1/8, 7/16-20 and M6 ports

JIC – Traditional Hose System



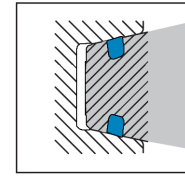
- Featuring 6.25mm hose ID offering the highest flow rate between springs & external tanks as well as the fastest charge and drain times
- The large diameter 13mm OD hose requires additional accommodation to account for a minimum bend radius of 51mm and minimum hose length of 152mm
- Compatible for hosing springs with G 1/8 or 7/16-20 ports only
- This system is recommended for servicing existing dies only

All dimensions are in millimeters unless otherwise noted.

Safety Guidelines

For safety and optimum performance life:

- ⚠ Before connecting gas springs to a hosed system, discharge the nitrogen gas and remove the inlet valve from each spring.
- ⚠ Position the control valve in the tool where it will be protected from mechanical damage, and on a higher level than the gas springs to minimize loss of lubrication oil when discharging the gas.
- ⚠ Use only nitrogen (N₂) gas. The use of other types of gas can result in personal injury or failure of the gas spring/control panel.
- ⚠ Never exceed the maximum charging pressure marked on the gas spring. For most standard gas springs, the maximum charging pressure is 150 bar/2175 psi.
- ⚠ All valves on the control panel should be closed during operation.
- ⚠ We do not recommend hosing gas springs mounted using FC or FCS flanges as there is a risk that the gas spring will rotate while in operation.
- ⚠ Gas springs should be connected in a closed loop to help prevent the pad from tilting during charging.



Double Seal Protection

Optional Accessories

Compatible with the Micro24™ Hose System, the following accessories offer additional versatility and increase the customization of your force system:

- **Pressure Monitors** which indicate pressure in hosed systems. If the pressure rises or falls below a preset level, die operation is interrupted to reduce the probability of damage to a tool, machinery or scrap parts.
- **Distribution Blocks** which allow for individual gas springs to be connected to a common point.
- **Modular Control Panels** allow for control of individual gas springs or multiple systems.

Control Panels

Micro24™ Control Panel


Order Number: **3023888** without rupture disk

Order Number: **3123888** with rupture disk*

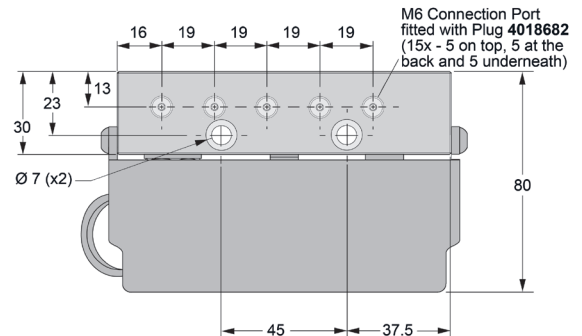
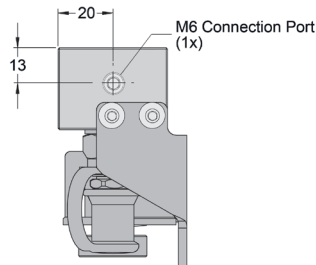
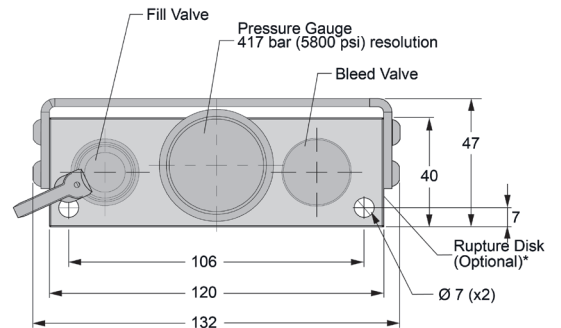
This compact control panel contains sixteen M6 connection ports.

* Rupture disks are only on model **3123888** and not recommended for use where the initial charging pressure exceeds 150 bar/2175 psi.

** Control Panel comes standard with all **4018682** M6 port plugs installed.



Service Parts	
Order Number	Description
4024535	Bleed Valve
502328	Fill Valve
502351	Pressure Gauge
RD-7500-T2	Rupture Disk*
4018682	M6 Port Plug**



Alternate Control Panel to Meet Automotive Standards

Order Number **CP-N2-T**

To use **CP-N2-T** with the Micro24™ Hose System, M6 Adapter **503764** must be ordered separately.

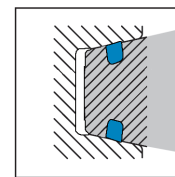
Mounting Parts	
Order Number	Description
503764	Adapter - G 1/8 to M6
4022057	Adapter - Straight
CS M10-1.5X30MM	Mounting Screws - Metric
CS 3/8-16X1250	Mounting Screws - English

For dimensions and other information on **CP-N2-T**, refer to the DualSeal 24™ Hose System Catalog.

All dimensions are in millimeters unless otherwise noted.

Hose System

The Micro24™ hose features a Dual Seal System to ensure double leak-proof joints as well as rotational protection. It shares the same fittings and adapters with the Micro24™ tube for a wide range of application options. In addition, G 1/8 and G 1/4 ports can be connected to the Micro24™ using an appropriate adapter. A wide range of standard lengths is available with custom lengths from 100mm up.

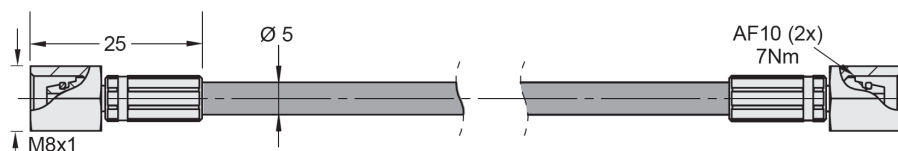


Double Seal Protection

- OD 5mm
- ID Ø2mm
- Max. Working Pressure 475 bar/6888 psi
- Min. Burst Pressure 1900 bar/27550 psi
- Min. Bend Radius 20mm
- Min. Crimped Hose Length..... 100mm* (total length assembled)

* **Customer specified lengths.** Assembled hose length in millimeters. Minimum order length is 100mm. Simply add the hose length onto the Order Number (i.e., 4023500-2500 for a hose assembly of 2500mm length).

Hose Lengths	
Order Number	L (mm)
4023500-0100	100
4023500-0200	200
4023500-0300	300
4023500-0400	400
4023500-0630	630
4023500-0800	800
4023500-1000	1000
4023500-1500	1500
4023500-2000	2000
4023500-XXXX	XXXX*



Micro24™ Hose Clip

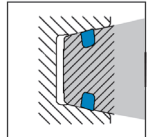
Order Number **502646**

Can be used to secure hoses using an M5 screw.



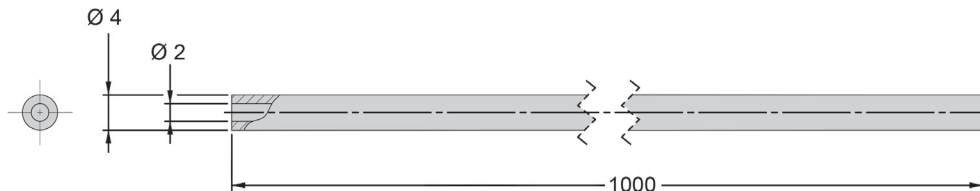
Tube System

The Micro24™ tube features soft sealed and self-crimping connections to ensure leak-proof tube joints. Easily cut into correct lengths, the tube can be bent into the desired shape using a tube bending tool or even by hand.



Double Seal Protection

Tube (available in one meter lengths)
Order Number 504594



- OD 4mm
- ID 2mm
- Max. Working Pressure 430 bar/6235 psi
- Min. Burst Pressure 1100 bar/15950 psi
- Min. Bend Radius 12mm
- Min. Tube Length..... 30mm

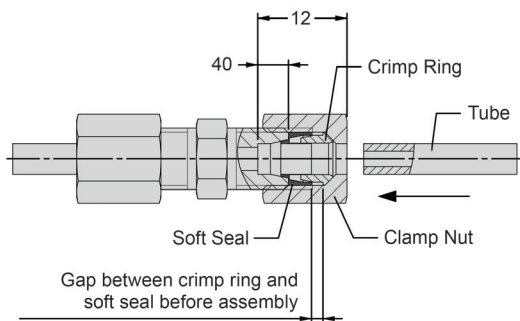
Using the Micro24™ Tube

The cutting angle is $90^\circ \pm 1^\circ$. A hacksaw can be used to cut the tube. If a regular tube cutter or cutting pliers are used, the tube can become clogged limiting gas flow. Deburr the tube inside and out (max. $0.3 \times 45^\circ$ alt. R0.3) using the tube deburring tool. After cutting and deburring, clean the tube. Use compressed air to remove all loose particles.

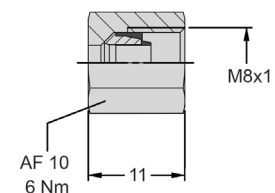


Tube Deburring Tool
Order Number 505096

Fit the clamp nut onto the adapter. **Note:** Do not tighten. Run the tube through the nut until it stops (~12mm from the top surface of the nut). When tightening the nut, use a torque of 7 Nm. Tools to have available are a hacksaw, tube cutting fixture, tube bending tool, deburring tool, compressed air and torque wrench.



Tube Bending Tool
(Bend Radius 20mm)
Part No. 504711

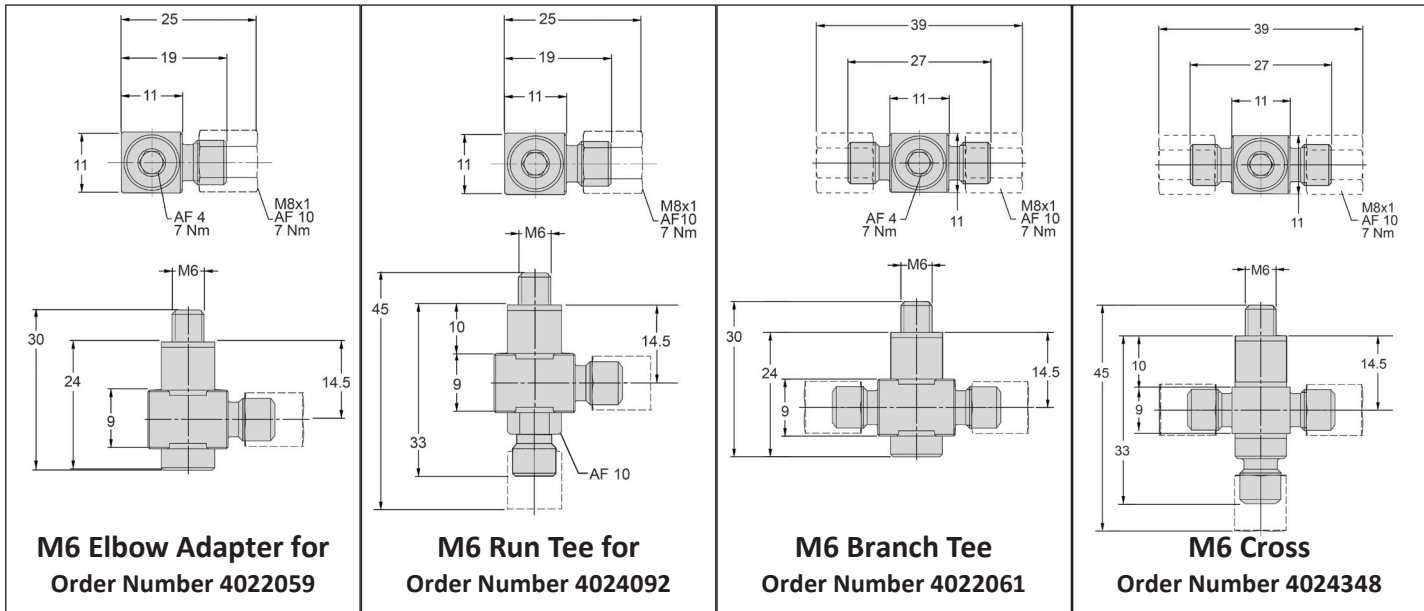


Clamp Nut
Order Number 504589

All dimensions are in millimeters unless otherwise noted.

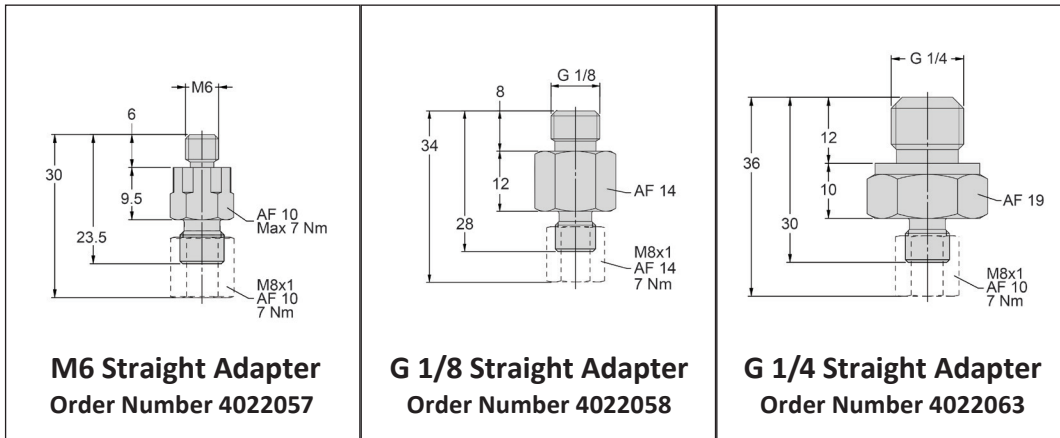
Adapters & Connectors

Charge Port Adapters

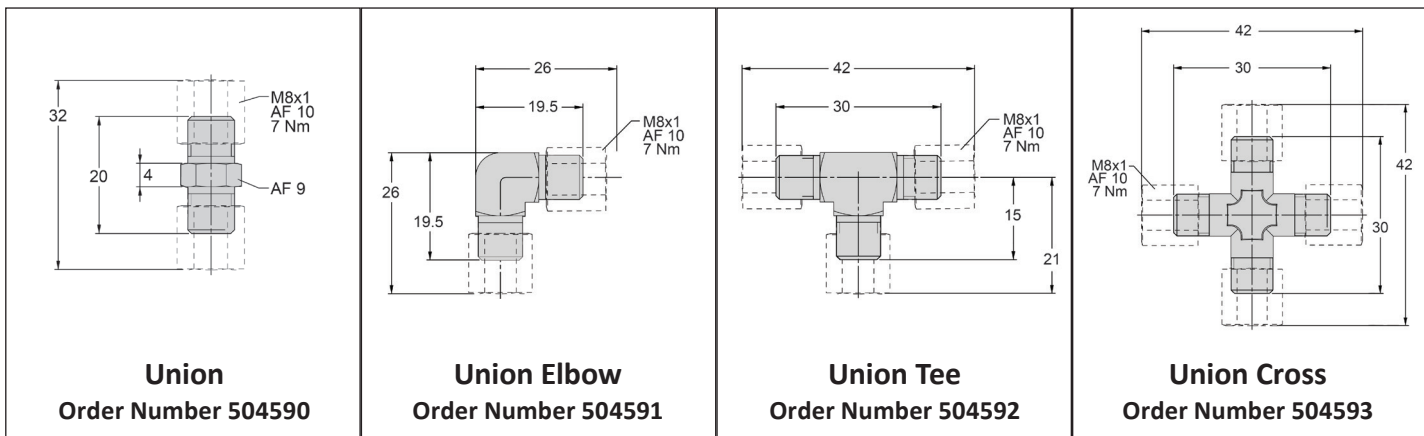


Note: When using tubes, order Clamp Nut separately.

Note: To use the M6 adapters with G 1/8 charge ports, use Order Number 503764. See page 7.



Hose-to-Hose, Tube-to-Tube and Hose-to-Tube Connectors

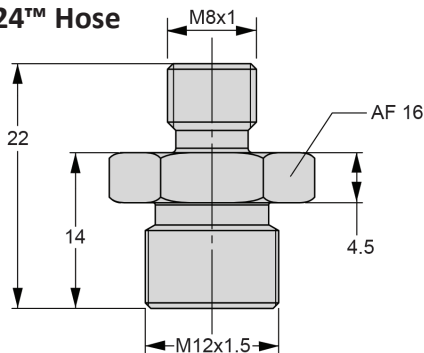


NOTE: All dimensions are nominal. Data shown are typical. Actual date for any particular unit may vary.

All dimensions are in millimeters unless otherwise noted.

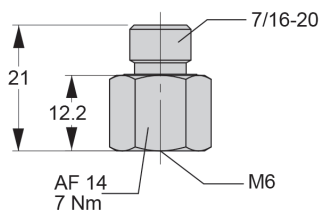
Adapters for Connecting Springs with Control Panels and Distribution Blocks

Adapter for Micro24™-to-DualSeal 24™ Hose

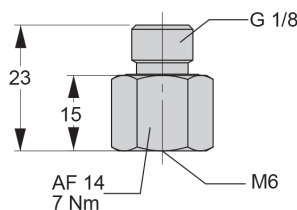


Order Number 4024351

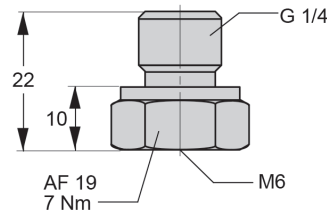
Adapters for 7/16-20, G 1/8 and G 1/4 Connection Ports



**7/16-20 TO M6
Order Number 503814**

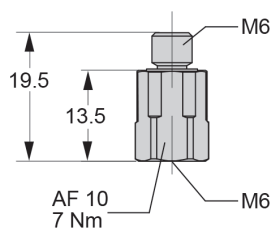


**G 1/8 to M6
Order Number 503764**



**G 1/4 to M6
Order Number 503966**

Adapter for Hose and Tube – M6 to M6

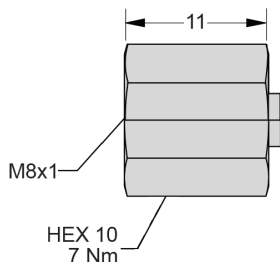


M6 to M6

Order Number 503762

Extension for gas springs using foot mounts.

End Cap for Micro24™



Order Number 4024353

All dimensions are in millimeters unless otherwise noted.

Installation Guidelines

⚠ Note: Never exceed the maximum values given for pressure and temperature for the hoses. Make sure that hoses and adapters are clean before assembling.

Correct

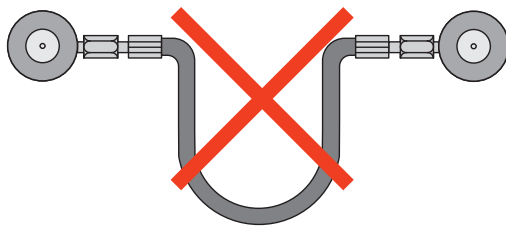
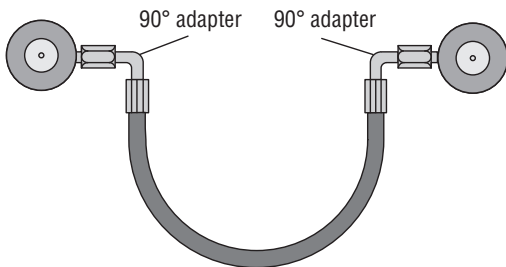
Incorrect



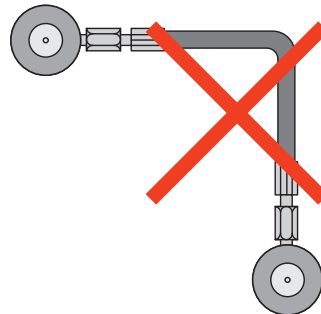
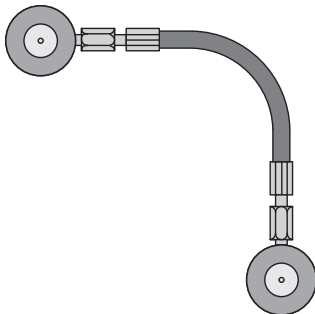
Choose a hose length that allows for a certain amount of play.



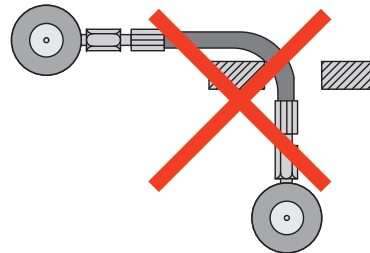
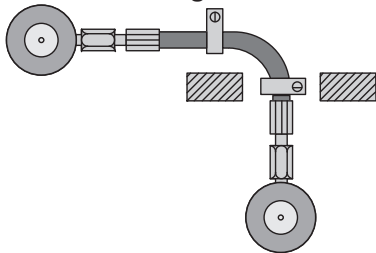
After assembly, the longitudinal marking on the hose must not be twisted.



Choose hose adapters that avoid sharp bends in the hose.





Never go below the recommended minimum bend radius of the hose.




Position the hose to avoid mechanical damage.

Installation Example



Ordering Information

Position	Quantity	Description	Part No.
1	1	Micro24™ Control Panel	3123888
2	2	Micro24™ Hose	4023500-XXXX
3	1	Union Tee	504592
4	1	Micro24™ Tube	504594
5	6	Clamp Nut	504589
6	2	M6 Tee	4022061
7	2	M6 Elbow	4022059
8	1	M6 Straight Adapter	4022057





HYSON
METAL FORMING SOLUTIONS™

www.HysonProducts.com
E-mail: hyson@asbg.com

U.S.A. Headquarters • 10367 Brecksville Road • Brecksville, OH 44141 USA • Tel: 800-876-4976, 440-526-5900

©Hyson 2015
Micro24™ 2M 03/15